PAGE	121

BY	CHK	REVISION RECORD MODIFICATIONS	DATE	REV.
ALLEN		RELEASE TO PRODUCTION	2007,8,3	1.0

SPECIFICATION
Current Rate: 3 AMP
Insulation Rrsistance: 1000mΩMin
Contact Resistance: 20mΩMax
Dielectric voltage: 1000V AC for one minute
Operation Temperature: -40℃to +105℃

MATERIAL
Insulator: Polyester,UL94v-0
◎Standard: Nylon 6T or P.B.T
Contact Pin: Brass
Finish: Tin, Gold Plated
◎Standard: Gold Flash all over

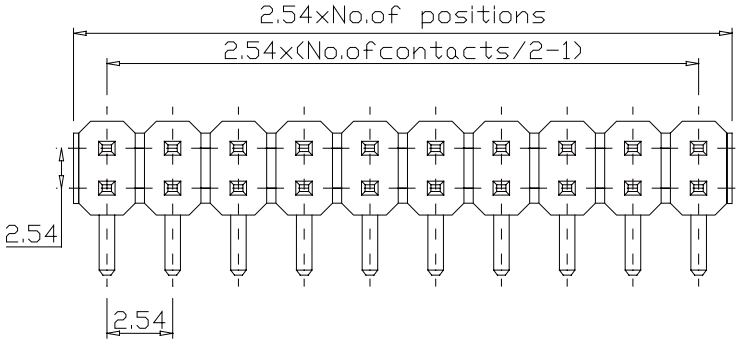

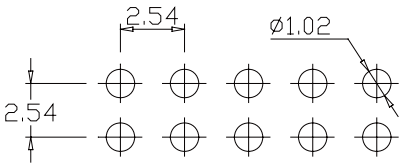

Recommended PCB Layout
(PCB TOLERANCE±0.05)

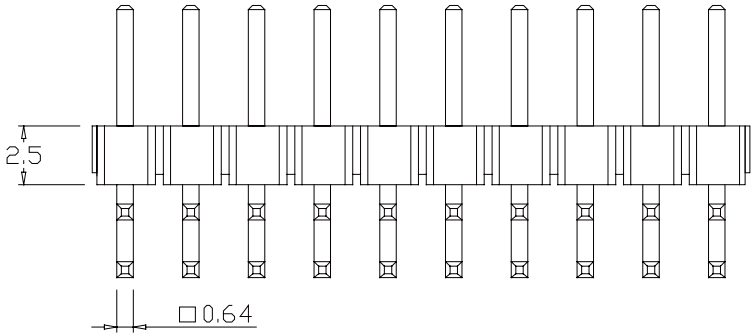

D TYPE

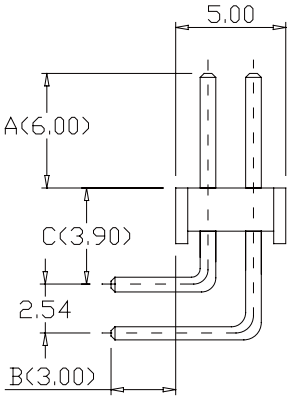

U TYPE

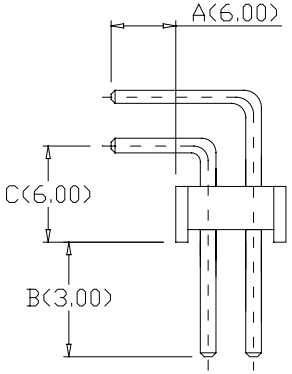

P H 1 R X X X – 2 X X X X A/B/C – X

- D: D Type; U: U Type
- 15: Plastic Height H=1.5mm; 17: Plastic HeightH=1.7mm; 25: Plastic HeightH=2.5mm
- No.of contacts per row (01-50)
- G: Gold flah; GA: Gold 5u"; GB: Gold 10u"; GC: Gold 20u"; GD: Gold 30u"; T: Tin Plated; S: Selective; SA: Selective5u"; SB: Selective10u"; SC: Selective20"; SD: Selective30"; TE: Tin200u"
- B: Black Insulator; W: White Insulator; N: Nylon Natural
- Fill in DimensionFor Special Design
- L: RoHS+P.B.T; U: RoHS+Nylon6T; H=1.5&1.7Nylon 6T

APPRO	CHECK	DRAWN	PART NO.	PH1RXXX-2XXXXA/B/C-X			DESCRIPTION	VIGORTEC
			ITEM NO.					
			DRAW NO.					
			UNIT	mm	SCALE	no		
			TOLER		NO.		Tel: 0769 22020068 Fax: 0769 22020069 E-mail: sales@vigortec.com	